

**Application**

Designed for installation on potable water lines, Irrigation systems, Waterworks connections, and Fire systems.

**Standards Compliance**

- UL® Listed
- C-UL® Listed
- FM® Approved
- AWWA C550 Compliant
- Certified to NSF/ANSI 372\* by IAPMO R&T

\*(0.25% MAX. WEIGHTED AVERAGE LEAD CONTENT)



**Materials**

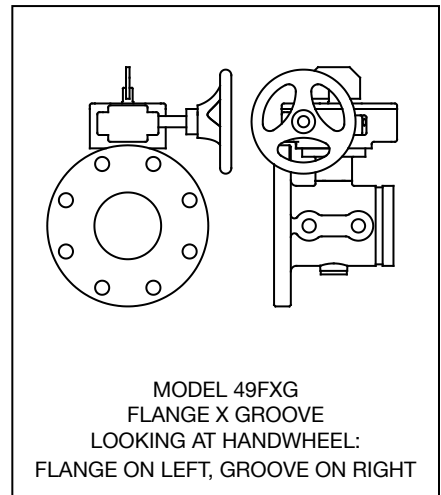
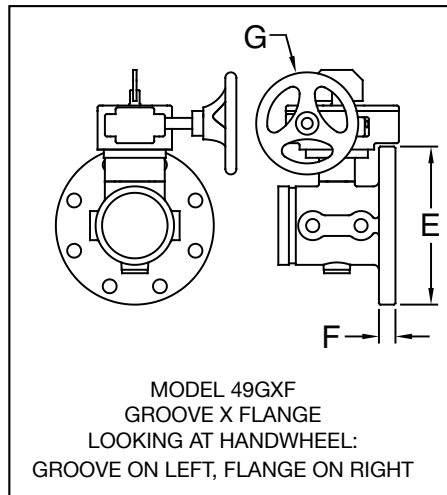
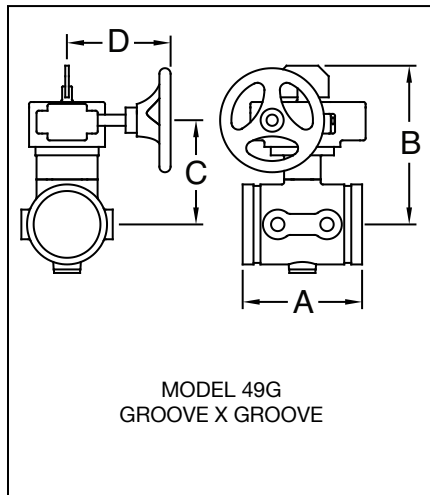
Main body	Ductile Iron ASTM A 536
Handwheel	Cast Iron ASTM A 48
Disc	Ductile Iron ASTM A 536 with EPDM encapsulation
Stem Bearings	Bronze ASTM B 584
Coating	AWWA Compliant fusion-bond epoxy finish

**Features**

Sizes: 2 1/2", 3", 4", 6", 8", 10"

Maximum working water pressure	175 PSI
End connections	
(Grooved for steel pipe)	ANSI/AWWA C606
(Flanged)	ANSI/ASME B16.1

Weatherproof actuator for indoor or outdoor installations  
Integral supervisory switch.



**Dimensions & Weights (do not include pkg.)**

MODEL 49 SIZE	DIMENSIONS (approximate)																TAP SIZE	BOLTS # size	WEIGHT, GXG		WEIGHT, GXF	
	A		B		C		D		E		F		G		lbs.	kg			lbs.	kg		
	in.	mm	in.	mm	in.	mm	in.	mm	in.	mm	in.	mm	in.	mm								
2 1/2	65	6	152	8 1/4	210	5 1/4	133	6	152	7	178	11/16	17	6	152	3/4-14NPT	4	5/8	20.7	9.4	26.0	11.8
3	80	6 1/4	159	8 1/2	216	5 1/2	140	6	152	7 1/2	191	3/4	19	6	152	3/4-14NPT	4	5/8	22.3	10.1	28.9	13.1
4	100	6 5/8	168	9	229	6	152	6	152	9	229	15/16	24	6	152	3/4-14NPT	8	5/8	23.8	10.8	35.1	15.9
6	150	7	178	10 1/4	260	7 1/4	184	6	152	11	279	1	25	6	152	3/4-14NPT	8	3/4	36.8	16.7	52.2	23.7
8	250	8	203	12	305	8 1/2	216	9 1/2	241	13 1/2	343	1 1/8	29	11 3/4	298	3/4-14NPT	8	3/4	72	33	95	43
10	300	10	254	13	330	9	229	9 1/2	241	16	406	1 3/16	30	11 3/4	298	3/4-14NPT	12	7/8	108	49	137	62