

Job Name \_\_\_\_\_

Contractor \_\_\_\_\_

Job Location \_\_\_\_\_

Approval \_\_\_\_\_

Engineer \_\_\_\_\_

Contractor's P.O. No. \_\_\_\_\_

Approval \_\_\_\_\_

Representative \_\_\_\_\_

**LEAD FREE\***

## Deringer™ 40G

### Reduce Pressure Zone Assembly

Sizes: 2½"– 8"

The Deringer™ 40G Reduce Pressure Zone Assembly (RP) prevents non-health hazard pollutants and hazardous contaminants from entering a potable water supply system when backpressure and/or backsiphonage conditions occur.

#### Features

- Stem includes tamper switch groove
- Inline serviceable gate valves
- Stainless steel housing
- Tamper-resistant test cocks
- Patented Dual-action™ second check module
  - Poppet action at low flow
  - Swing action at high flow
- Poppet action first check for more reliable Relief Valve closure
- Stainless steel braided wire sensing line
- Balanced chamber Relief Valve - no sliding seals
- AWWA C509/UL/FM resilient seated gate valves (OS&Y)
- Silicone Elastomer Check Discs
- Flexible groove coupling UL/FM
- Flanged ends ANSI B16.1 Class 125


#### Specifications

The Deringer 40G Reduce Pressure (RP) Zone Assembly shall utilize two independent check modules contained within a single valve housing constructed of entirely of stainless steel. Dual-action second check module shall operate as a "poppet style" check under low flow conditions, operate as a "swing style" check under high flow conditions and utilize replaceable silicone elastomer sealing discs. Valve assembly shall include two resiliently seated and inline serviceable AWWA C509 gate valves of type outside yoke and stem (OS&Y). Gate valves shall utilize a stainless steel stem with a pre-machined groove for installation of supervisory tamper switches. Assembly test cocks shall be handle-less and operate via a tamper resistant actuator. Assembly shall utilize a single full access service port and a cover with an "in line" replaceable elastomer seal. Relief Valve shall operate without the use of sliding seals and shall be constructed entirely of stainless steel. Assembly shall be serviceable without the use of special tools.

Teflon® is a registered trademark of The Chemours Company.

Noryl® is a registered trademark of SABIC Global Technologies B.V.

Ames Fire & Waterworks product specifications in U.S. customary units and metric are approximate and are provided for reference only. For precise measurements, please contact Ames Fire & Waterworks Technical Service. Ames Fire & Waterworks reserves the right to change or modify product design, construction, specifications, or materials without prior notice and without incurring any obligation to make such changes and modifications on Ames Fire & Waterworks products previously or subsequently sold.



Approved for Fire Protection, Waterworks, Plumbing, and Irrigation Applications.

#### Materials

Valve Housing:	304 Stainless Steel
Valve Cover:	304 Stainless Steel
SOV Disks:	EPDM/304SS
SOV Shafts:	304 Stainless Steel
RV Spring:	302 Stainless Steel
SOV Bearings:	Teflon® fluoropolymer/Bronze
Non-wetted Bolts:	Grade 8 Zinc Plated
Check Disks:	Silicone (NSF)
Wetted Fasteners:	18-8 Stainless Steel
RV Housing:	304 Stainless Steel
Check Springs:	17-7 Stainless Steel
Check Pins:	17-7/18-8 Stainless Steel
Check Seats:	Noryl® Polymer (NSF)
O-rings:	Buna-N (NSF)
RV House:	Braided Stainless Steel Wire

#### Pressure — Temperature

Temperature Range: 33°F – 140°F

Working Pressure: 10 – 175psi

\*The wetted surface of this product contacted by consumable water contains less than 0.25% of lead by weight.

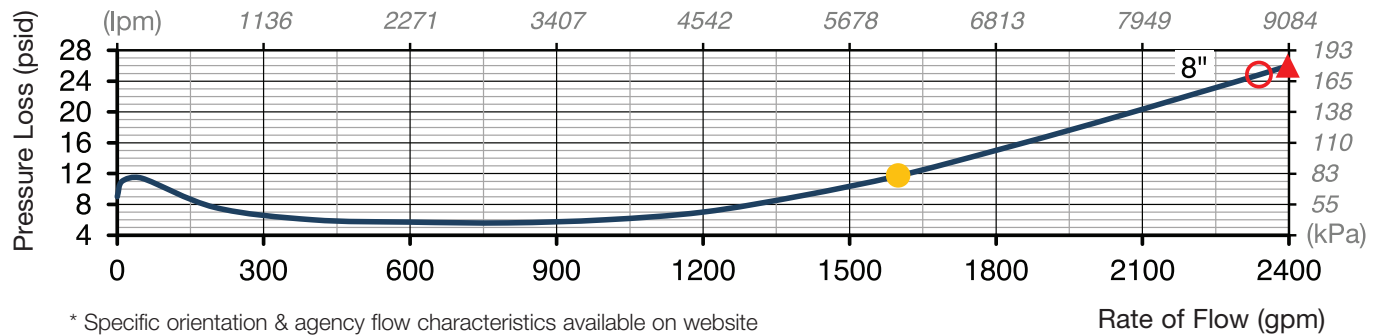
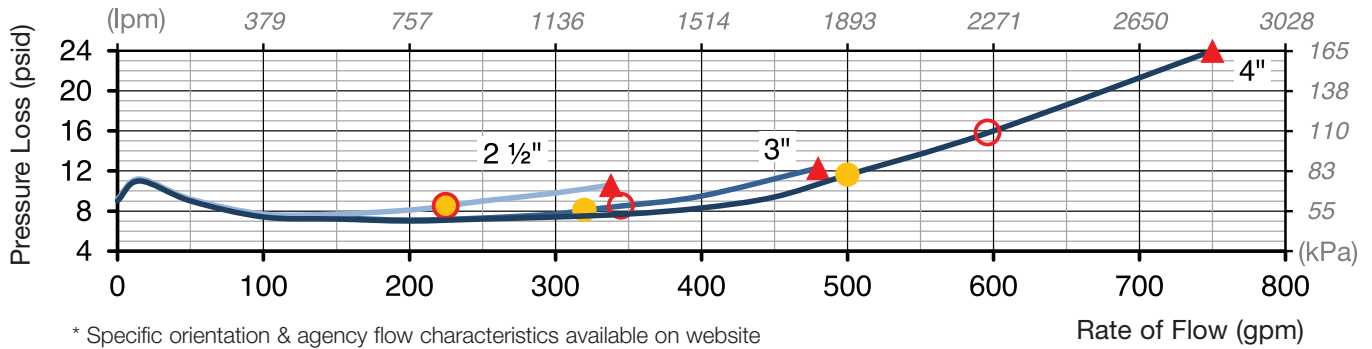
#### NOTICE

The information contained herein is not intended to replace the full product installation and safety information available or the experience of a trained product installer. You are required to thoroughly read all installation instructions and product safety information before beginning the installation of this product.



## Flow Performance

● = Rated Flow ▲ = UL Tested ○ = 15 fps



## Standards

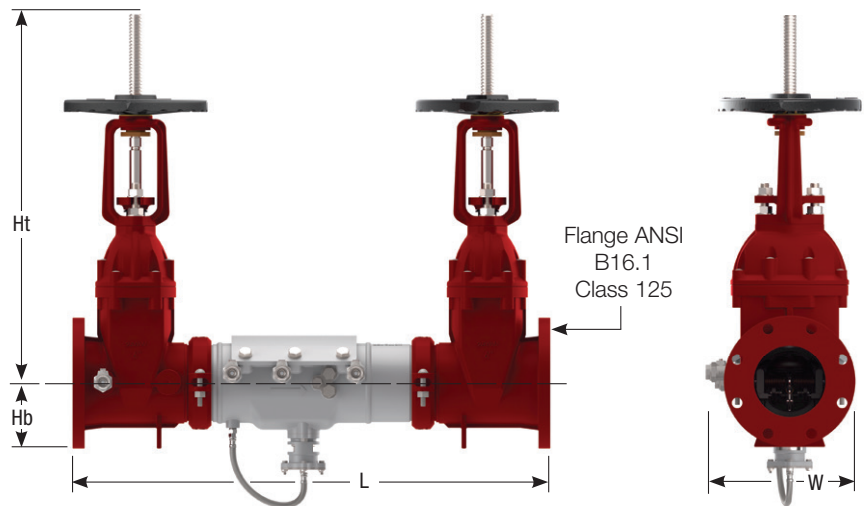
AWWA C511-07 Compliant  
NSF/ANSI 372, UL CERTIFIED  
LEAD FREE

### End Connections

- IPS Groove for Steel Pipe:  
AWWA C606
- Flange Adapters:  
ANSI B16.1 Class 125



## Dimensions — Weights



Size	Model	Ht		Hb		L		Ht+Hb		W		Weight	
in.		in.	mm	in.	mm	in.	mm	in.	mm	in.	mm	lbs.	kg
2 1/2	40G	19.0	483	9.3	236	31.9	810	28.3	719	11.0	279	125	57
3	40G	19.5	495	9.3	236	31.9	810	28.3	732	11.0	279	129	59
4	40G	22.5	572	9.3	236	33.9	861	31.8	808	11.0	279	163	74
6	40GX*												
8	40G	39.4	1001	11.5	292	45.0	1143	51.0	1295	14.6	429	455	206

\*For 6" models, see Series Deringer 40GX



**A WATTS Brand**

USA: Backflow T: (978) 689-6066 • F: (978) 975-8350 • AmesFireWater.com  
USA: Control Valves T: (713) 943-0688 • F: (713) 944-9445 • AmesFireWater.com  
Canada: T: (888) 208-8927 • F: (888) 479-2887 • AmesFireWater.ca  
Latin America: T: (52) 55-4122-0138 • AmesFireWater.com