

For Health Hazard Applications

Job Name _____

Contractor _____

Job Location _____

Approval _____

Engineer _____

Contractor's P.O. No. _____

Approval _____

Representative _____

LEAD FREE*

Series LFN388 Hot or Cold Water Anti-Siphon Vacuum Breaker

Sizes: 1/4" and 3/8" (8 and 10mm)

Bottom Inlet and Outlet Connections

Series LFN388 represents a line of vacuum breakers designed to prevent backsiphonage of contaminated water into the potable water supply. The LFN388 features Lead Free* construction to comply with Lead Free* installation requirements.

They feature a lightweight, durable "disc float" suitable for temperatures up to 180°F (82°C) which closes the atmospheric vent to prevent spilling under all rates of flow. They are ideally recommended for low flow installations such as laboratory equipment which use small amounts of water. They also contain a durable silicone disc which has high heat and water hammer shock resistance and assures tight seating with the lightest of seating contact.

Full Size Orifice - All Series LFN388 valves have a full-size orifice to assure pipe size capacity. Water passages are streamline to provide high water flow with minimal pressure loss.

Features

- Lead Free* cast copper silicon alloy body
- Full size orifice for maximum flow
- Lightweight disc assembly prevents spilling under all rates of flow

Models

N388 Lead Free* cast copper silicon alloy body
 N388-SC Satin Chrome
 N388-C Polished Chrome

Applications

- Bottle Washers
- Chemical Dispenser
- Dishwasher
- Photographic Tanks
- Shampoo Sinks
- Soap Dispensers



LFN388

Specifications

For Anti-Siphon Vacuum Breakers

An atmospheric type anti-siphon vacuum breaker shall be installed where indicated on the plans to prevent the backsiphonage of contaminated water. The device shall include lightweight disc float with silicone disc for tight seating. This device is not to be used under continuous pressure or where there is a possibility that a backpressure condition may develop. The vacuum breaker shall be constructed using Lead Free* cast copper silicon alloy materials. Lead Free* vacuum breakers shall comply with state codes and standards, where applicable, requiring reduced lead content. The device shall meet the requirement of ASSE Standard 1001: CSA B64.1.1. Watts Series LFN388.

NOTICE

Vacuum Breakers are not designed, tested or approved to protect against backpressure backflow. For protection against backpressure backflow, install Watts No. 909/009 Series Reduced Pressure Principle Backflow Preventers.

*The wetted surface of this product contacted by consumable water contains less than 0.25% of lead by weight.

Watts product specifications in U.S. customary units and metric are approximate and are provided for reference only. For precise measurements, please contact Watts Technical Service. Watts reserves the right to change or modify product design, construction, specifications, or materials without prior notice and without incurring any obligation to make such changes and modifications on Watts products previously or subsequently sold.

Materials

Body: Lead Free* copper silicon alloy

Disc: Silicone

Pressure — Temperature

Maximum Temperature: 180°F (82°C)

Maximum Working Pressure: 125psi (8.6 bar)

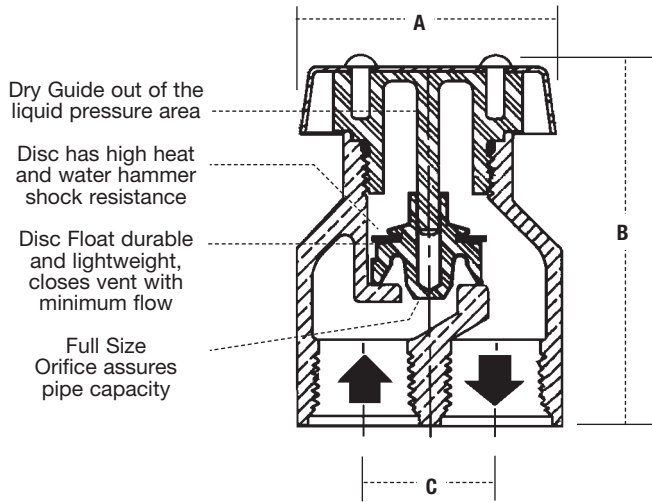
Approvals



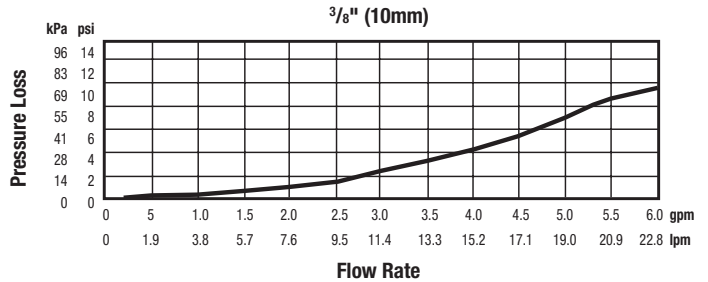
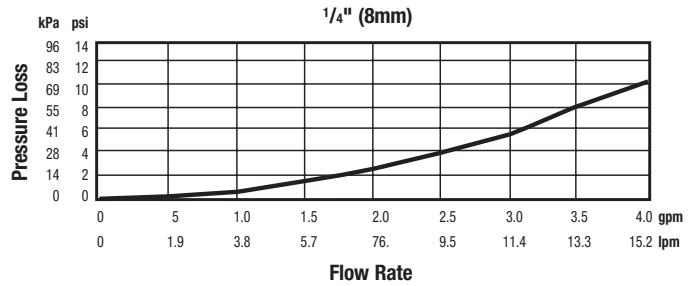
NOTICE

Inquire with governing authorities for local installation requirements

Dimensions — Weights



Capacities



SIZE (DN)		DIMENSIONS				WEIGHT			
in.	mm	A		B		C		lbs.	kg.
		in.	mm	in.	mm	in.	mm		
1/4	8	1 3/4	44	2 5/16	59	3/4	19	.50	.2
3/8	10	1 3/4	44	2 3/8	60	7/8	22	.75	.3

NOTICE

This device is not to be used under continuous pressure. For continuous pressure application, specify Watts No. 800 Series pressure type vacuum breakers. Vacuum breakers are not designed, tested or approved to protect against backpressure backflow. For protection against backpressure backflow, install Watts No. 909 Series reduced pressure principle backflow preventers.

NOTICE

Since atmospheric-type vacuum breakers are subject to normal maintenance and replacement, they should be located where emergency water spillage will create no problems and where they can be accessible for inspection or servicing.



A Watts Water Technologies Company



USA: Tel: (978) 688-1811 • Fax: (978) 794-1848 • www.watts.com
 Canada: Tel: (905) 332-4090 • Fax: (905) 332-7068 • www.watts.ca